



An Initiative of the Florida Hospital Association  
Hospital Improvement Innovation Network

## Surviving Sepsis: How Florida Hospital New Smyrna Reduced Sepsis Mortality September 20, 2018



### Agenda

- FHA Mission to Care HIIN Sepsis Trends and Progress  
*Cheryl Love, RN, BSN, BS-HCA, MBA, LHRM, CPHRM,  
Director of Quality and Patient Safety and Improvement Advisor*
- Surviving Sepsis: How Florida Hospital New Smyrna  
Reduced Sepsis Mortality
  - *Karen Pittman, RN, Quality-Clinical Auditor*
  - *Fortunata Hansen, MSN, RN, Director of Clinical Improvement*
- FHA Mission to Care HIIN Resources
- Upcoming HIIN Events and Opportunities



## What works?

- Early recognition
  - It is important that we educate our communities
    - As many as 87% of sepsis cases originate in the patient’s community
  - EMS - First responder training and sepsis alert protocols
  - In-hospital - Frequent assessment using established criteria
- The Surviving Sepsis Campaign Bundle: 2018 Update
  - The 3-h and 6-h bundles have been combined into a single “hour-1 bundle” with the explicit intention of beginning resuscitation and management immediately.
    - Measure lactate level.
      - Remeasure if initial level is >2mmol/L
    - Obtain blood cultures prior to administration of antibiotics
    - Administer broad-spectrum antibiotics
    - Begin rapid administration of 30ml/kg crystalloid for hypotension or lactate >4mmol/L
    - Apply vasopressors if patient in hypotensive during or after fluid resuscitation



Mission to Care. Vision to Lead.



## FHA HIIN Performance Report

Data Reported Through May 2018

An Initiative of the Florida Hospital Association

Hospital Improvement Innovation Network

Effective Date: July 15, 2018

All measures calculated per 1,000 unless noted.

\* Rate calculated per 100

### Summary of Progress Meeting 2Q/12 Goal:

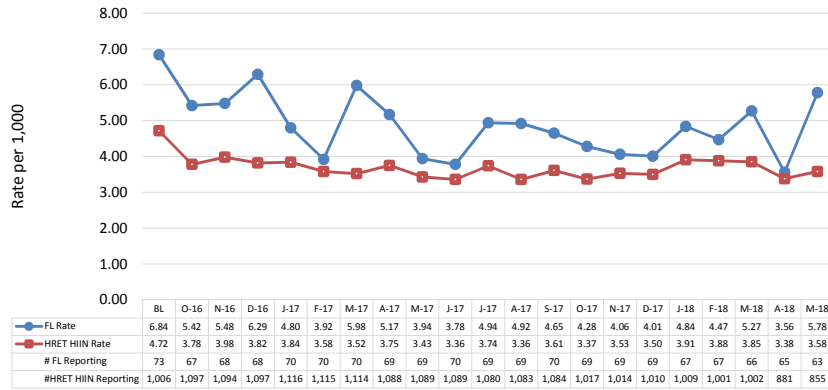
Project to Date	Most Recent
11: 47.8% 20% or greater reduction	14: 60.9% 20% or greater reduction
10: 43.5% 0% - 19% reduction	7: 30.4% 0% - 19% reduction
2: 8.7% Increase instead of reduction	2: 8.7% Increase instead of reduction
<b>23: 100.0% Total Measures</b>	<b>23: 100.0% Total Measures</b>

### Measure Rates

Project	Measure	Baseline	Project-to-Date: October 2016 to May 2018			Most Recent 3 Months: January 2018 to May 2018			Hospital Target 9/2018
			# Harms	Denom.	Average Rate	Progress	# Harms	Denom.	
ADE	ADEs - excessive anticoagulation*	3.91	2,572	103,676	2.48	391	17,186	2.28	3.13
	ADEs - hypoglycemia*	7.36	27,389	507,388	5.40	4,733	125,770	3.76	5.89
	ADEs - opioids*	0.65	6,701	1,269,217	0.53	1,043	246,047	0.42	0.52
CAUTI	CAUTI Rate - all except NICUs	1.00	947	1,138,942	0.83	124	167,311	0.74	0.80
	CAUTI Rate - ICUs except NICUs	1.16	438	519,009	0.84	59	76,606	0.77	0.92
C.difficile	C. diff Rate Facility-wide-all except NICUs (per 10,000)	6.98	3,534	7,741,867	4.56	515	1,169,442	4.40	5.58
CLABSI	CLABSI Rate - All	0.92	776	1,163,022	0.67	99	171,457	0.58	0.73
	CLABSI Rate - ICUs	0.86	303	437,054	0.69	37	63,780	0.58	0.69
Falls	Falls	0.58	3,712	7,342,957	0.51	566	1,169,635	0.48	0.46
MRSA	Hospital-onset MRSA bacteremia events	0.07	542	8,075,179	0.07	82	1,232,985	0.07	0.06
Pressure Ulcers	Pressure ulcer rate, stage 3+	3.12	342	774,723	0.44	79	149,119	0.53	2.50
Readmissions	Readmissions - 30 day all cause*	10.25	140,219	1,414,884	9.91	22,466	233,686	9.61	9.02
	Readmissions - Medicare*	13.57	57,972	448,714	13.92	9,760	78,664	13.41	13.01
Sepsis	Sepsis Post-op Rate	6.75	675	144,156	4.68	705	25,300	4.14	5.40
	Hospital-Onset Sepsis Mortality Rate	238.42	2,028	7,185	282.25	283	1,171	269.84	190.74
	Overall sepsis mortality	154.17	8,070	55,736	144.79	1,344	9,200	130.26	123.33
SSI	SSI rate, colon surgeries*	4.20	851	18,627	4.37	133	2,905	4.68	4.50
	SSI rate, abdominal hysterectomy*	1.42	149	13,927	1.07	20	2,193	0.91	1.14
	SSI rate, knee surgeries*	0.77	196	34,307	0.57	30	5,817	0.52	0.61
	SSI rate, hip surgeries*	1.44	244	23,646	1.03	48	4,093	1.17	1.15
VAE	Ventilator-associated condition rate	6.47	1,594	305,715	5.21	276	51,981	5.31	5.17
	Infection-related ventilator-associated condition rate	2.12	576	300,476	1.92	86	52,027	1.65	1.70
VTE	Post-operative VTE or DVT	6.42	1,202	329,061	3.65	187	55,927	3.34	5.13



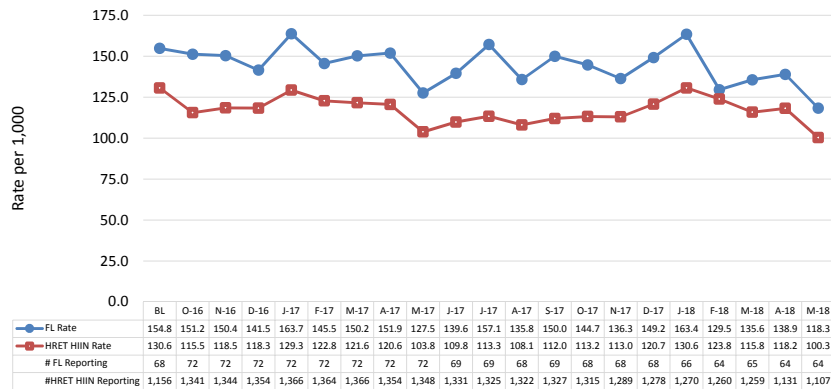
## Sepsis Post-op Rate



Source: Comprehensive Data System, September 9, 2018



## Overall Sepsis Mortality

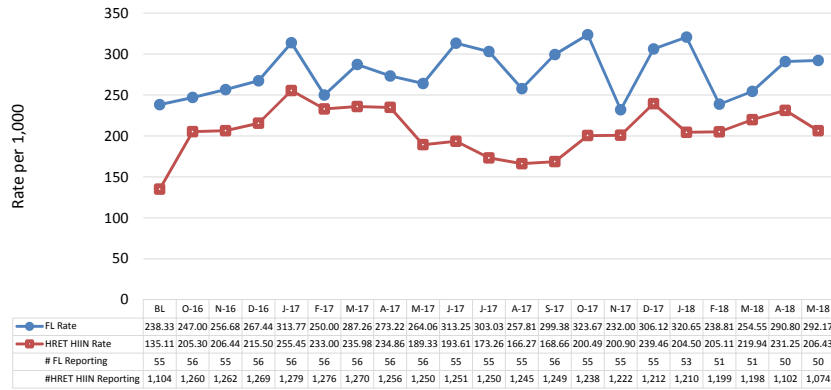


Source: Comprehensive Data System, September 9, 2018





## Hospital-Onset Sepsis Mortality Rate



Source: Comprehensive Data System, September 9, 2018



## How Florida Hospital New Smyrna Reduced Hospital Onset of Sepsis Mortality

Presented by: Karen Pittman, RN  
September 18, 2018



will soon be **AdventHealth**

## Objectives

- Our organization
- Identify sepsis mortality priority
- Results of analysis
- Adherence to best practices
- Effectiveness of actions
- Barriers
- Sustainability



will soon be **AdventHealth**




## Our Legacy

Judge Bert Fish



1954  
Opening Day



1974  
74 Bed Tower



2016  
Adventist Health System  
Acquires Bert Fish Medical Center



2018



will soon be **AdventHealth**



## Our Trusted Team



112  
Beds



719  
Employees



332  
Doctors



114  
Volunteers



will soon be **AdventHealth**



## Serving Our Community




28,918  
ER Visits



5,227  
Inpatient  
Admissions



1,542  
Inpatient  
Surgeries



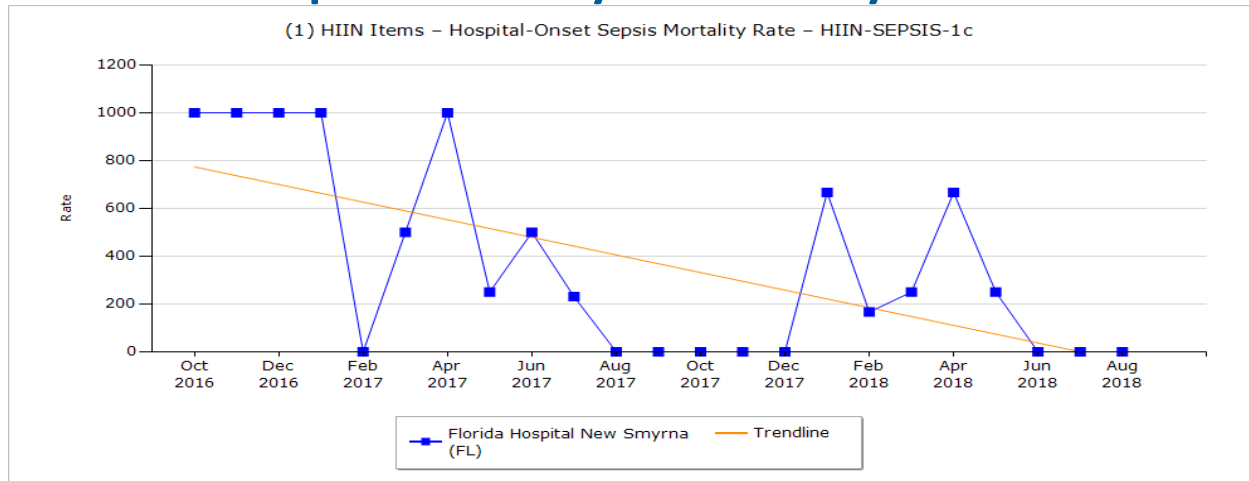
3,092  
Outpatient  
Surgeries



will soon be **AdventHealth**



# Identified Sepsis Mortality as a Priority



will soon be **AdventHealth**



## Results of Analysis

New Florida Hospital acquisition

High mortality

Staff did not:

- Recognize early signs and symptoms

- Understand best practice treatment options

Limited data available



will soon be **AdventHealth**



## Adherence to Best Practices

Regional Sepsis collaborative  
 Standardization of care  
 Algorithm and checklist  
 Frontline and Physician champions  
 Campus committee meetings

Institute “Sepsis Alert” processes  
 Access to data  
 Concurrent monitoring  
 Region report  
 Daily notification to providers

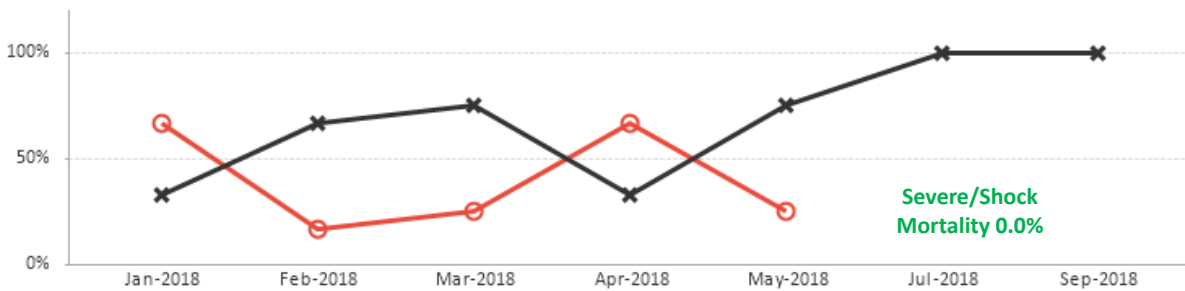


will soon be **AdventHealth**



## Effectiveness of Actions

○ Mortality Rate, %    ✱ 3 Hr Bundle Met, %



will soon be **AdventHealth**





## Barriers

Lack of understanding

No sense of urgency

“Just one more thing for us to do”

Lack of best practice buy-in

Culture challenges

Resistance with practice change

Frontline staff overload

Lack of time

Limited participation in practice change strategies



will soon be  Advent Health



## Sustainability

Education:

Current nurses

Physicians

Ancillary staff

Community

New hire orientation

Skills fair

Continued:

Regional sepsis collaborative

Campus committee

Concurrent monitoring

Communication

CMO involvement

Sepsis champions



will soon be  Advent Health



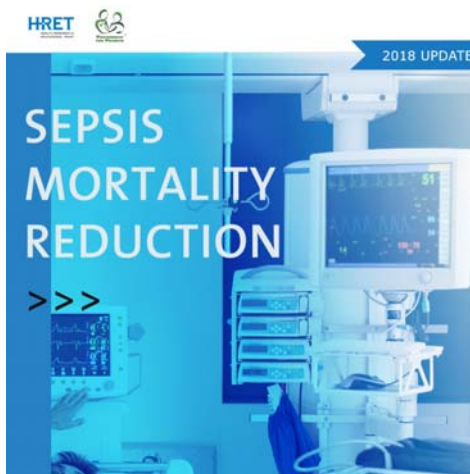
# Extending the healing ministry of Christ

Adventist  
HEALTH SYSTEM

will soon be **Advent Health**



## MTC HIIN Resources



- Change Packages and Top 10 Checklists
- Date of Last Septic Event Poster
- Post-op Prevention Process Improvement Discovery Tool
- Sepsis Podcast
- LISTSERVs

HRET HIIN Website: [www.hret-hiin.org](http://www.hret-hiin.org)





## MTC HIIN Resources

The screenshot shows the MTC HIIN website interface. The top navigation bar includes 'ADVOCACY', 'HEALTH CARE ISSUES', 'REPORTS & RESOURCES', 'EDUCATION & EVENTS', and 'SERVICES FOR HOSPITALS'. The main content area features a 'Sepsis' article with a sub-header 'September is Sepsis Awareness Month! Take the TIME to know the signs.' Below the article is a graphic with the word 'TIME' in large letters. To the right, an 'UPCOMING EVENTS' sidebar lists several events, including a meeting in Orlando, FL, and a webinar on September 21st.

- Webinars and Coaching Calls
- National Experts
- Quality Improvement Fellowships
- Patient and Family Engagement Learning Collaborative
- Chasing Zero Infections Series
- Safety Culture Survey
- UP Campaign – SOAP UP, GET UP, WAKE UP, SCRIPT UP

FHA MTC HIIN Website: [www.fha.org](http://www.fha.org)

HRET HIIN Website: [www.hret-hiin.org](http://www.hret-hiin.org)



## MTC HIIN Upcoming Events

- **Sep. 21** – Fall Injury Prevention Strategies
- **Oct. 4** – Reducing Diagnostic Errors: Leading Practices
- **Oct. 5** – Readmissions Multi Visit Patient (MVP) Webinar #1
- **Oct. 16** – TeamSTEPPS Check-in Webinar
- **Oct. 18** – Falls Fishbowl #1
- **Oct. 18** – MDRO Session #1

Check the [MTC HIIN Upcoming Events Calendar](#) for details and registration



**RESERVE YOUR SEAT TODAY**

FLORIDA HOSPITAL ASSOCIATION

**2018 ANNUAL MEETING**

OCTOBER 3-5

Hyatt Regency Grand Cypress

## Featuring:

Jeff Goldsmith, PhD | President, Health Futures, Inc.

Chris Holt | Leader, Global Healthcare, Amazon

Tory Brennan, MD | Executive VP & CMO, CVS Health

Chuck Todd | NBC News Political Director, Moderator of Meet the Press & MTP Daily

Register today at [www.FHAAnnualMeeting.com](http://www.FHAAnnualMeeting.com)



## HRET HIIN Quality Award Winner

**Congratulations, Florida Hospitals!**

Outstanding performance in driving quality care, safety and value across its network of hospitals



AHA Leadership Summit  
HIIN Reception, July 25, 2018



## Contact Us

**We are here to help!**

[HIIN@fha.org](mailto:HIIN@fha.org) | 407-841-6230

**State Lead:** Kim Streit, FACHE, MBA, MHS, VP, Health Care Research & Information Svcs.

**Improvement Advisors:**

Cheryl Love, RN, BSN, BS-HCA, MBA, LHRM, CPHRM, Director, Quality & Patient Safety

Phyllis Byles, RN, BSN, MHSM, BC-NEA, Clinical Performance Improvement Advisor

Dianne Cosgrove, MS, RN, CPHQ, LHRM, Director of Clinical Quality Improvement

**Communications:** Luanne MacNeill, Quality Initiatives Coordinator

**Data Support:** Debbie Hegarty, Manager of Surveys & Special Projects

**Fellowships & Patient and Family Engagement:** Allison Sandera, MHA, Project Manager

